



RETRACTED: A Novel Cooperation Multi-Objective Optimization Approach: Multi-Swarm Multi-Objective Evolutionary Algorithm Based on Decomposition (MSMOEA/D)

Rui Liu¹, Hanning Chen², Zhixue Wang² and Yabao Hu^{3*}

¹College of Mathematics, Jilin Normal University, Siping, China, ²School of Computer Science and Technology, Tiangong University, Tianjin, China, ³School of Mechanical Engineering, Tiangong University, Tianjin, China

OPEN ACCESS

Edited by:

Shi Cheng,
Shaanxi Normal University, China

Reviewed by:

Ming Wan,
Liaoning University, China
Jin Xin,
Yanshan University, China
Jianhui Ly,
Tsinghua University, China

*Correspondence:

Yabao Hu
huyabao@hotmail.com

Specialty section:

This article was submitted to
Smart Grids,
a section of the journal
Frontiers in Energy Research

Received: 21 April 2022

Accepted: 04 May 2022

Published: 24 June 2022

Retracted: 19 December 2025

Citation:

Liu R, Chen H, Wang Z and Hu Y
(2022) A Novel Cooperation Multi-
Objective Optimization Approach:
Multi-Swarm Multi-Objective
Evolutionary Algorithm Based on
Decomposition (MSMOEA/D).
Front. Energy Res. 10:925053.
doi: 10.3389/fenrg.2022.925053

In order to achieve good adaptability, medical bone implants for clinical applications need to have porous characteristics. From a biological and mechanical point of view, the design of porous structures requires both suitable porosities to facilitate cell ingrowth and suitable strength to avoid implant damage. To handle the multiobjective optimization problems of porous structure design, this work introduced an improved multi-objective optimization algorithm, which is called a multi-swarm multi-objective evolutionary algorithm based on decomposition (MSMOEA/D), and the main idea is a multi-swarm strategy. After a predetermined algebraic evolution, the whole swarm was evenly divided into several parts, and the elite non-dominated sorting mechanism was used to select the individuals with excellent performance and poor performance in the sub-swarms to exchange information between the sub-swarms. The performance of the MSMOEAD algorithm was verified and validated on 12 constraint two-objective and three-objective benchmark functions and compared with MOEA/D, MOEADM2M, and MOEADDRA algorithms in terms of generational distance indicators. The solutions obtained by the proposed MSMOEAD algorithm were accurate. Finally, the proposed MSMOEAD algorithm was applied to optimize the constructed RS porous structure, and the porous optimized models with porosities of 50%, 60% and 70% were obtained.

Keywords: multi-objective problem, multi-objective optimization, multi-swarm strategy, porous structure, structural optimization

INTRODUCTION

The ulna and radius are vital to the human body and are the most important weight-bearing bones in the human upper arm. Bone defect when the radius and ulna are compressed by an external force is a serious injury to the human body, which can lead to impaired upper arm function and reduced quality of human life (Bellevue et al., 2021). In recent years, metallic bone implants have received particular attention in bone defect applications because of their benefits in replacing damaged bone (Peng et al., 2021). The strength mismatch between solid metal implants and human bone could cause stress shielding that prevents the human bone from growing (Rodriguez-Contreras et al., 2021). This stress reduction can be achieved with porous implants (Abate et al., 2021).

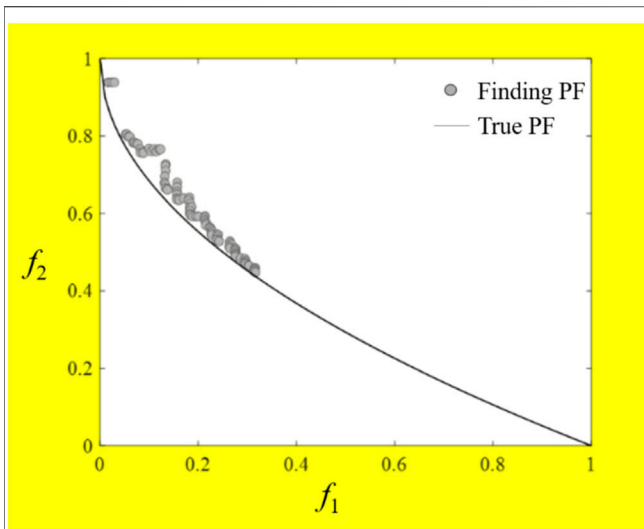


FIGURE 1 | Clustering phenomenon of MOEA/D.

In orthopedic implants, the porous structure should achieve the optimal requirements of mechanical and biological properties of human bone (Nazir et al., 2019; Kelly et al., 2021). From the point of view of mechanical properties, the strength of a porous implant should be similar to that of a neighboring human bone (Wang et al., 2017). According to the biological property perspective, the porosity of the implant should be between 50% and 80% to promote bone remodeling (Renders et al., 2007). However, increasing the porosity of the porous structure may negatively affect the mechanical performance (Cheng et al., 2012; Song et al., 2021). The balance of strength and porosity of the porous implant needs to be considered when designing the porous structure.

From a problem model and algorithm perspective, the objective of porous structure optimization problems was focused on structural parameters. It aimed to optimize the porosity and the strength at the same time. Therefore, it can be transformed into a sequence of multi-objective optimization problems (MOPs) with constraints (Ma et al., 2021a; Kumar et al., 2021). When solving MOPs, researchers have proposed multi-objective evolutionary algorithms (MOEA) to find their true Pareto front (PF) (Ma et al., 2021b; Coello et al., 2021). With MOEAs, multiple models can be obtained in one optimization, not just a single solution. Therefore, it is widely used in radio frequency identification (Ma et al., 2021c; Ma et al., 2021d), feature selection (Karagoz et al., 2020), and structure optimization (Wang et al., 2020) and other fields.

Among many MOEA algorithms, the MOEA/D algorithm proposed by Zhang and Li (2007) is widely used. It performs simultaneous optimization by decomposing the MOPs into different sub-problems, which is highly efficient. There are many improved MOEAs for the MOEA/D algorithm. Liu et al. (2014) proposed the MOEA/D-M2M algorithm, which can maintain population diversity. Zhang et al. (2009) proposed a strategy for allocating the computational resource to different sub-problems, called MOEA/D-DRA, and the algorithm performs excellently on the unconstrained test functions.

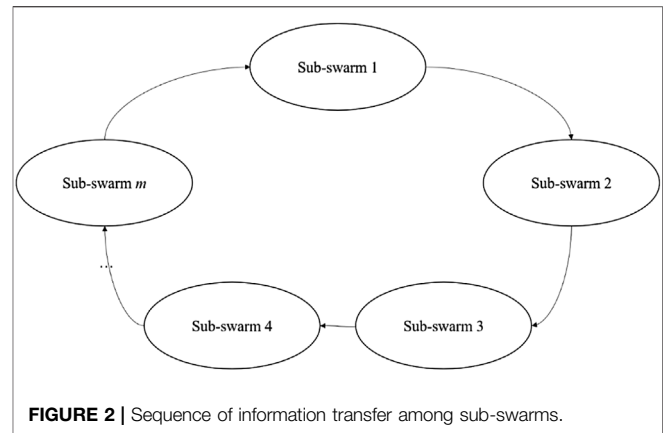


FIGURE 2 | Sequence of information transfer among sub-swarms.

The major advantages of MOEA/D and its improved algorithms as a problem-solving approach are the fast convergence and efficient search capabilities (Li and Zhang, 2009; Cao et al., 2021). However, there are still difficulties in overcoming local convergence when solving complex problems (Wang et al., 2021). Many scholars have proposed non-domination sorting and crowding distance, which might discover the optimal solution based on the problem's various requirements (Xing et al., 2015; Ma et al., 2019). Only applying these two strategies cannot improve the communication between swarms and cannot completely solve local convergence and improve population diversity. In this study, a multi-swarm strategy was used to realize the information exchange among individuals among the swarms. In this study, a multi-swarm strategy was used to design competition and cooperation strategies among equally divided sub-swarms. The interaction between sub-swarms was ensured by creating a send list and a replace list (Chroua et al., 2021). Finally, we realized the exchange of information between individuals among the swarms and improved the diversity of the swarm.

In this study, a multi-objective optimizer, called a multi-swarm multi-objective evolutionary algorithm based on decomposition (MSMOEA/D), was proposed to apply to the porous structure optimization problem. First, in the MSMOEAD algorithm, the multi-swarm strategy was used to optimize the objective. Non-dominated sorting and crowding distance were employed to find the non-dominated solutions for each divided sub-swarms. Subsequently, tests were conducted on twelve two-objective and three-objective benchmark functions to evaluate the performance of MSMOEAD. Finally, the designed RS porous structure was optimized by the MSMOEAD algorithm, and RS porous optimization models with different porosities were constructed.

DESCRIPTION OF MSMOEAD ALGORITHM

Induction to MOEA/D Algorithm

MOEA/D is one of the most popular MOEAs recently, which decomposes MOPs into a set of optimization sub-problems and optimizes them simultaneously. The main idea is that each obtained solution is associated with one of the sub-problems,

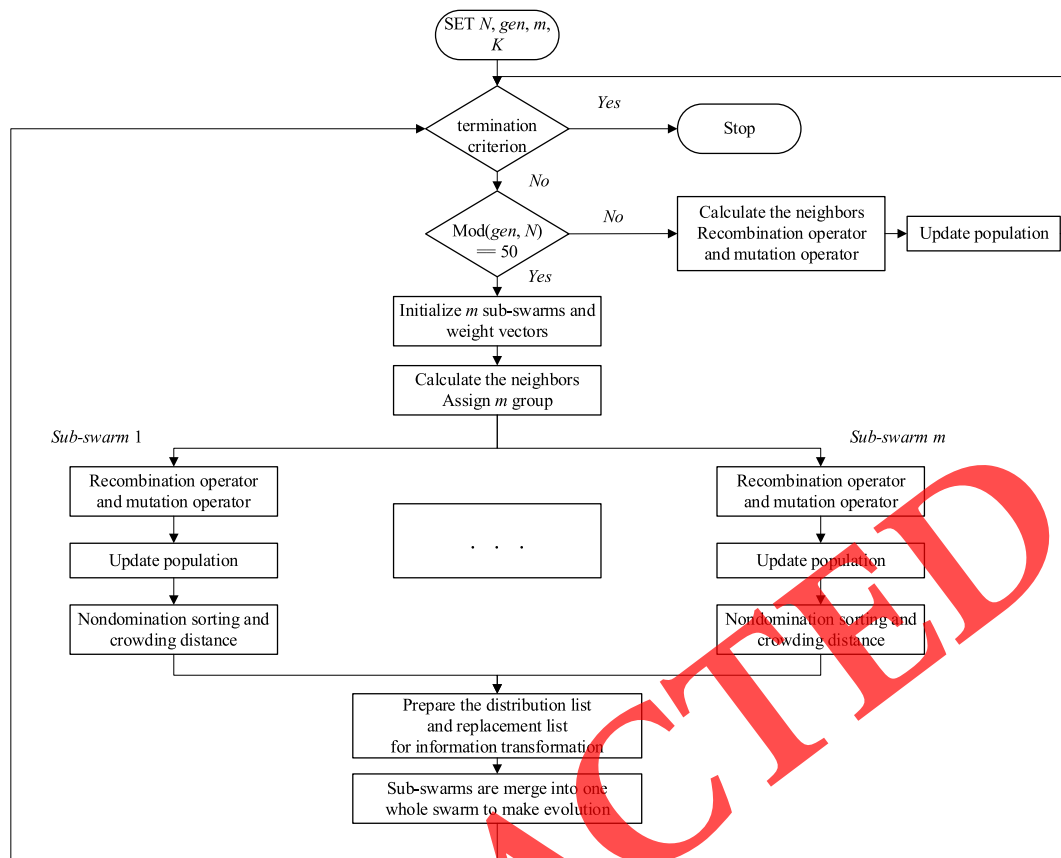


FIGURE 3 | Flowchart of MSMOEAD.

TABLE 1 | General steps of the MSMOEAD algorithm.

Input:	N (population size), gen (current generation), m (the number of sub-swarms), K (the number of the send list and replace list).
Output:	P (population)
1	Generate a set of weight vectors W .
2	Generate population P with N solutions;
3	Evaluate P and update the ideal point z^* .
4	While termination criterion is not fulfilled do
5	If $\text{mod}(gen, N) = 50$ do
6	Initialize the m sub-swarm;
7	Initialize the m weight vectors;
8	For $i \leftarrow 1$ to N do
9	$B_i = \{w^1, \dots, w^T\}$, where w^1, \dots, w^T are the T closest weight vectors to w^i ;
10	End
11	Initialize the m neighbor's index;
12	For $j \leftarrow 1$ to m do
13	For $i \leftarrow 1$ to the number of sub-swarm's population do
14	Recombination operator and mutation operator;
15	Update sub-swarm by offspring;
16	End
17	End
18	The solutions are sorted based on non-domination sorting and crowding distance;
19	Exchange the send list and replace list for information transformation;
20	Sub-swarms are merged into one entire swarm;
21	Continue ;
22	End
23	For $i \leftarrow 1$ to N do
24	$B_i = \{w^1, \dots, w^T\}$, where w^1, \dots, w^T are the T closest weight vectors to w^i ;
25	Recombination operator and mutation operator;
26	Update the whole swarm by offspring;
27	End
28	End

and each independent sub-problem is optimized with information from its neighborhood (Wang et al., 2022). When encountering some difficult features, some sub-problems are

sparse or some sub-problems are too concentrated. Therefore, the diversity becomes worse, called the clustering phenomenon, as shown in Figure 1. The MOP is decomposed by the Chebyshev function, which is defined as [18]:

$$\min(a|w, z^*) = \max\{w_i | f_i(a) - z_i^*\} \quad \text{subject to } a \in \Omega \quad (1)$$

Multi-Swarm Strategy

MOEA/D employs a single-group analogy, but the algorithm may undergo an overabundance of diversity loss combining only non-dominated sorting and crowding distance. Due to the cooperation and communication among sub-swarms, a multi-swarm strategy may successfully limit this rapid convergence and effectively promote diversity (Chen et al., 2014).

First of all, the whole swarm is split into a preset number of sub-swarms, each of which conducts the same process. After a specific amount of evolution, individuals on the send list are dispatched to the replace list of another sub-swarm. As indicated in Figure 2, the sub-swarm m in this sequence does information transformation with sub-swarm 1. In a unidirectional ring, different sub-swarms are organized. In other words, each sub-swarm may accept individuals from the send list of another sub-swarm to take the place of those in the replace list. The core of the

TABLE 2 | Comparison of GD values of all algorithms.

Problem	Objective		MOEA/D	MOEADM2M	MOEADDA	MSMOEA/D
DTLZ1	2	Avg	1.3064e+0 (6.74e-1) –	9.2410e+0 (2.19e+0) –	2.9246e+1 (6.22e+0) –	4.8646e-1 (1.58e-1)
		Std				
	3	Avg	1.9256e-4 (7.78e-5) –	3.9678e+0 (8.29e-1) –	3.6881e-1 (5.70e-1) –	1.4300e-4 (2.05e-5)
		Std				
DTLZ2	2	Avg	4.9115e-5 (4.84e-6) –	7.1876e-2 (5.80e-3) –	6.1644e-5 (8.26e-6) –	1.6935e-5 (3.86e-6)
		Std				
	3	Avg	3.0974e-4 (7.70e-6) =	5.3308e-2 (5.08e-3) –	3.3019e-4 (5.01e-6) –	3.0332e-4 (7.56e-6)
		Std				
DTLZ3	2	Avg	2.9097e+0 (1.20e+0) –	3.3156e+1 (6.99e+0) –	2.5258e+2 (3.23e+2) –	1.2709e+0 (3.32e-1)
		Std				
	3	Avg	3.8358e-4 (6.21e-5) =	1.0768e+1 (1.32e+0) –	1.4317e+0 (2.71e+0) –	3.7188e-4 (8.27e-5)
		Std				
DTLZ4	2	Avg	3.8261e-5 (3.04e-5) –	3.3515e-4 (1.02e-4) –	7.7952e-5 (5.88e-5) –	6.1936e-6 (1.17e-5)
		Std				
	3	Avg	2.3442e-4 (3.42e-5) =	9.0680e-3 (3.16e-3) –	3.7021e-4 (1.84e-5) –	2.3003e-4 (8.87e-5)
		Std				
DTLZ5	2	Avg	5.2625e-5 (6.15e-6) –	7.1106e-2 (1.27e-2) –	6.2558e-5 (1.17e-5) –	1.6898e-5 (4.69e-6)
		Std				
	3	Avg	2.8942e-6 (7.43e-8) +	5.3281e-2 (1.02e-2) –	2.2537e-5 (3.06e-6) =	2.2346e-5 (2.14e-5)
		Std				
WFG1	2	Avg	3.7044e-2 (7.37e-3) –	8.8446e-2 (2.71e-3) –	7.3134e-2 (6.93e-3) –	6.4210e-3 (2.66e-3)
		Std				
	3	Avg	8.6701e-4 (4.27e-5) –	6.9498e-2 (8.63e-3) –	7.3975e-3 (6.73e-3) –	7.1471e-4 (1.35e-4)
		Std				
WFG2	2	Avg	1.1227e-2 (3.17e-3) –	6.8254e-3 (8.18e-4) –	4.1606e-3 (1.86e-3) =	3.2136e-3 (2.15e-3)
		Std				
	3	Avg	1.3390e-3 (3.16e-4) –	1.5442e-2 (5.89e-3) –	2.8888e-3 (2.86e-3) –	9.2121e-4 (5.83e-5)
		Std				
WFG4	2	Avg	4.1450e-3 (3.74e-4) –	5.0368e-3 (9.46e-4) –	8.7093e-3 (1.52e-3) –	1.2150e-3 (4.45e-4)
		Std				
	3	Avg	4.3054e-3 (5.22e-4) –	4.8636e-3 (3.29e-4) –	3.5100e-3 (1.95e-4) –	1.3185e-3 (3.15e-5)
		Std				
WFG5	2	Avg	5.9980e-3 (2.74e-4) –	4.3412e-3 (2.77e-5) =	4.3438e-3 (4.47e-5) =	4.3325e-3 (5.55e-5)
		Std				
	3	Avg	5.1604e-3 (2.06e-4) –	5.1220e-3 (2.80e-4) –	4.1294e-3 (6.93e-5) –	3.9862e-3 (1.84e-4)
		Std				
WFG6	2	Avg	7.6876e-3 (1.00e-3) –	5.9391e-3 (2.86e-5) –	5.7259e-3 (8.22e-4) –	3.0500e-3 (4.25e-4)
		Std				
	3	Avg	9.6080e-3 (3.67e-3) =	3.1060e-3 (4.25e-4) +	2.1747e-3 (3.74e-4) +	8.0027e-3 (3.33e-3)
		Std				
WFG7	2	Avg	3.0947e-3 (4.51e-4) –	2.6215e-3 (3.17e-4) –	8.6322e-4 (2.46e-4) =	6.3005e-4 (5.30e-4)
		Std				
	3	Avg	3.9952e-3 (4.72e-4) –	3.3673e-3 (4.00e-4) –	1.6752e-3 (1.33e-4) –	1.3872e-3 (4.20e-5)
		Std				
WFG9	2	Avg	6.8161e-3 (3.22e-3) –	6.0741e-3 (4.42e-5) –	5.3837e-3 (1.31e-3) =	4.3180e-3 (1.68e-3)
		Std				
	3	Avg	3.8942e-3 (1.67e-3) –	2.3951e-3 (1.94e-4) –	5.9226e-3 (8.54e-3) =	2.0028e-3 (3.85e-4)
		Std				
+/-/=			1/19/4	1/22/1	1/17/6	

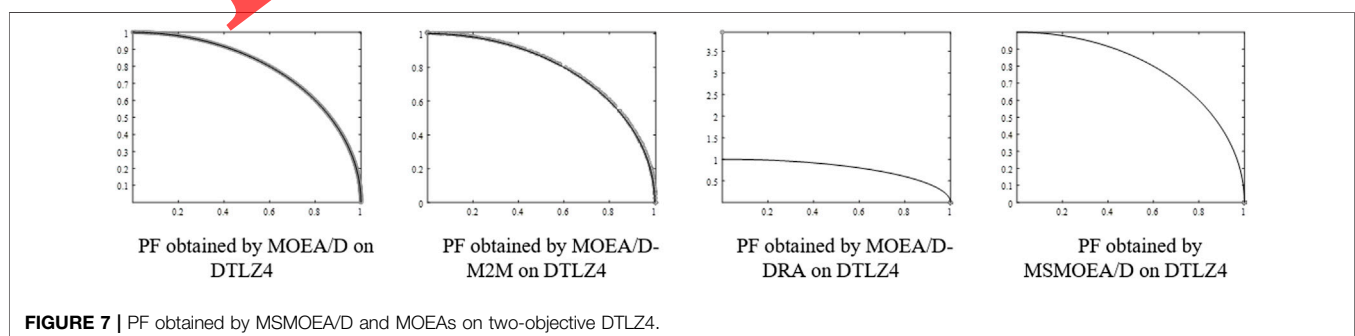
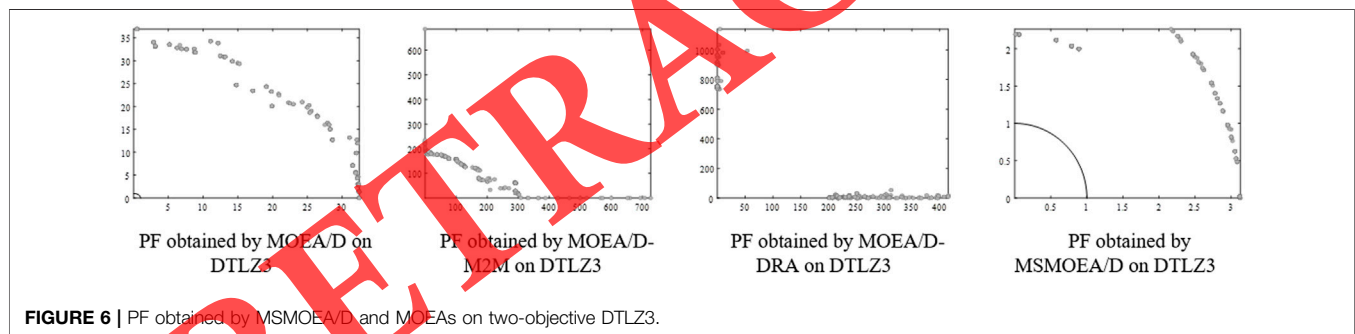
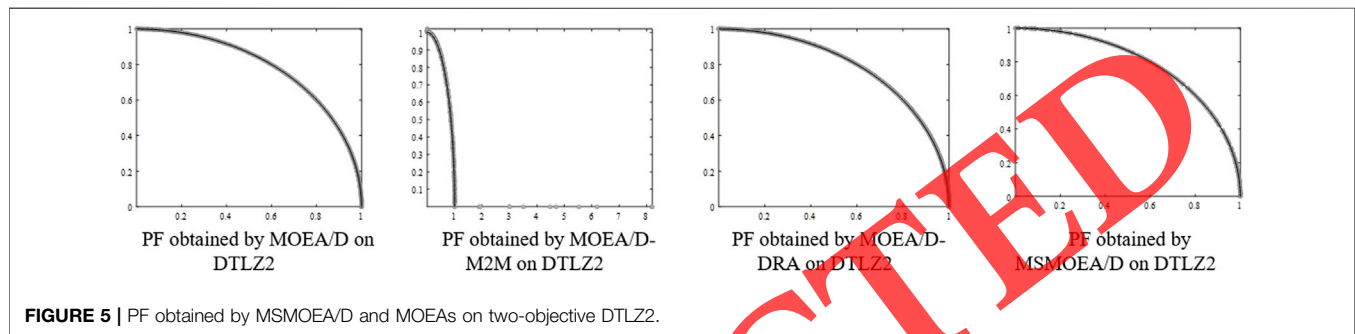

The meaning of the bold values is the best indicator values for the test procedure.

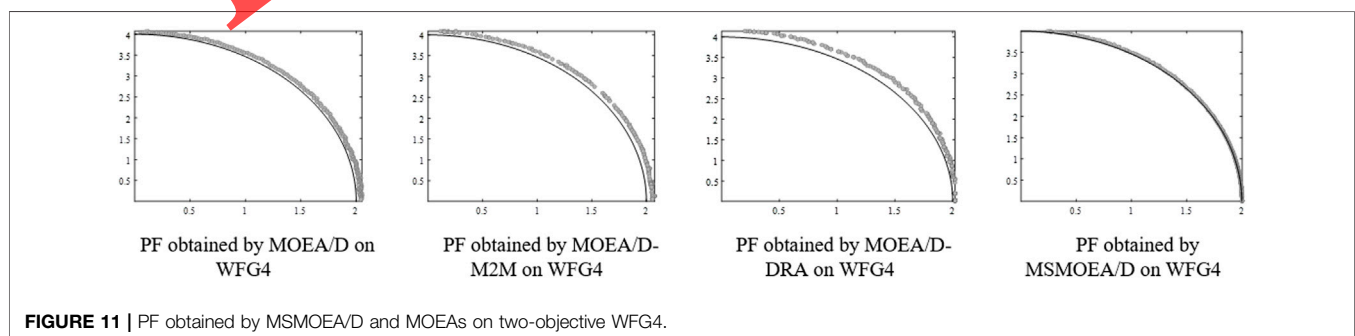

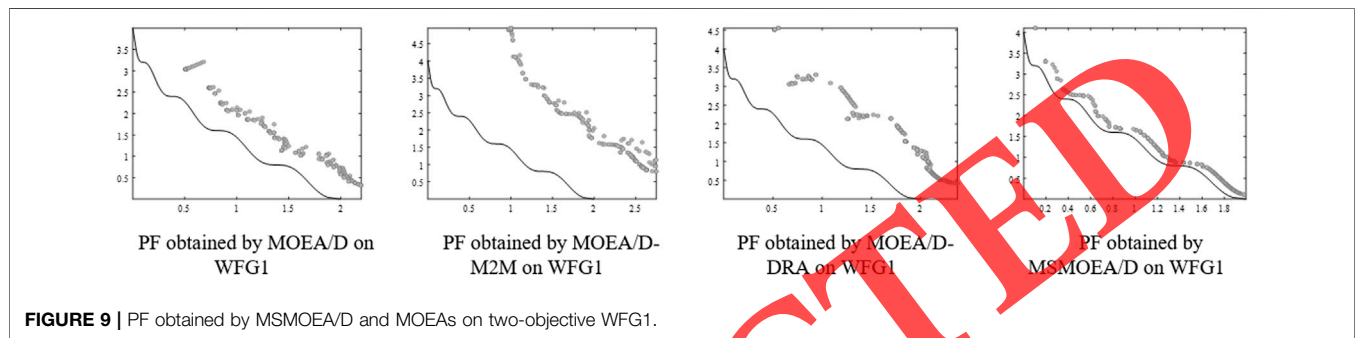
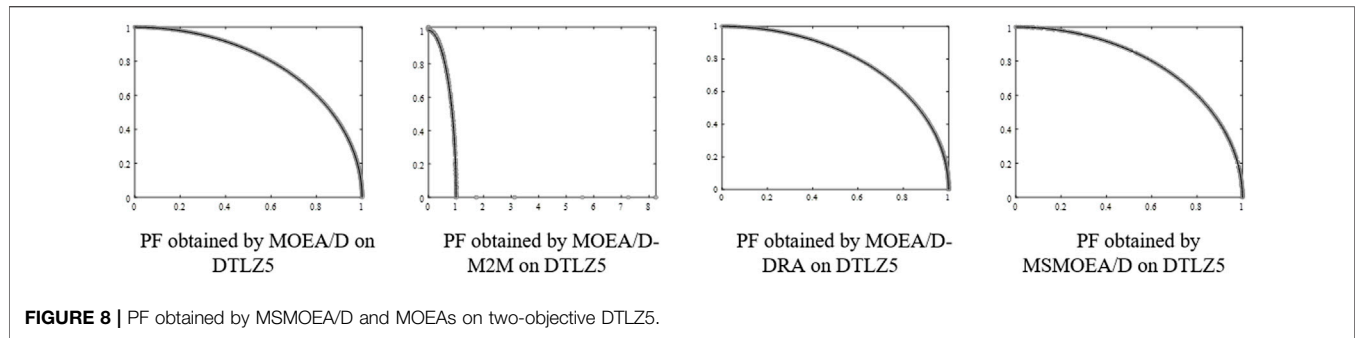
multi-swarm strategy is twofold: H individuals with higher performance are picked to build a send list; H individuals with inferior performance are chosen to generate a replace list. The population in the send and replace lists are picked based on non-domination sorting and crowding distance, and H is preset.

Description of the Proposed Optimizer

The general steps of MSMOEAD are shown in **Table 1**. First, the basic action is to generate N solutions and a set of weight vectors W . The solutions in the population P are evaluated, and

the ideal point z^* is updated. Then, MOP is decomposed into N sub-problems. Thereafter, while the termination criteria are not satisfied, the main while-loop is executed. When gen is a multiplication of 50, m sub-swarms (S_1, S_2, \dots, S_m) and m weight vectors are generated. In the loop, the Euclidean distances amid all weight vectors are computed, and T abutting weight vectors of each weight vector $B_i = \{w_i^1, \dots, w_i^T\}$ are found out, and m neighbor's basis is generated. In update activity, these operators, including recombination, selection, and mutation, are complicated for each sub-





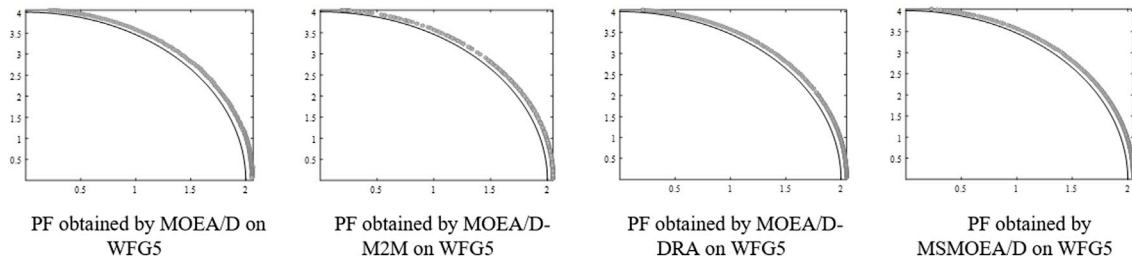


FIGURE 12 | PF obtained by MSMOEAD/D and MOEAs on two-objective WFG5.

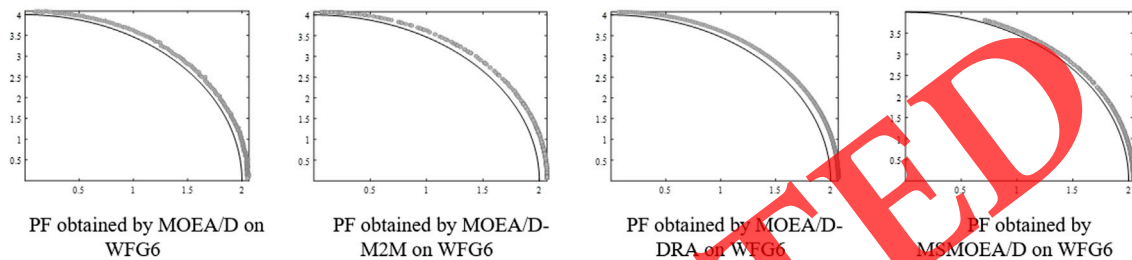


FIGURE 13 | PF obtained by MSMOEAD/D and MOEAs on two-objective WFG6.

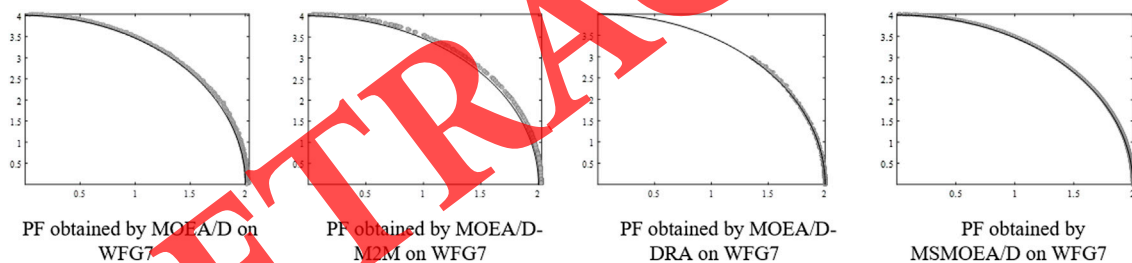


FIGURE 14 | PF obtained by MSMOEAD/D and MOEAs on two-objective WFG7.

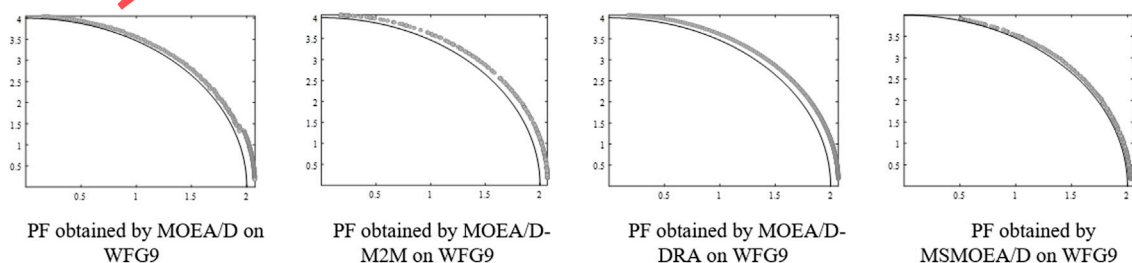


FIGURE 15 | PF obtained by MSMOEAD/D and MOEAs on two-objective WFG9.

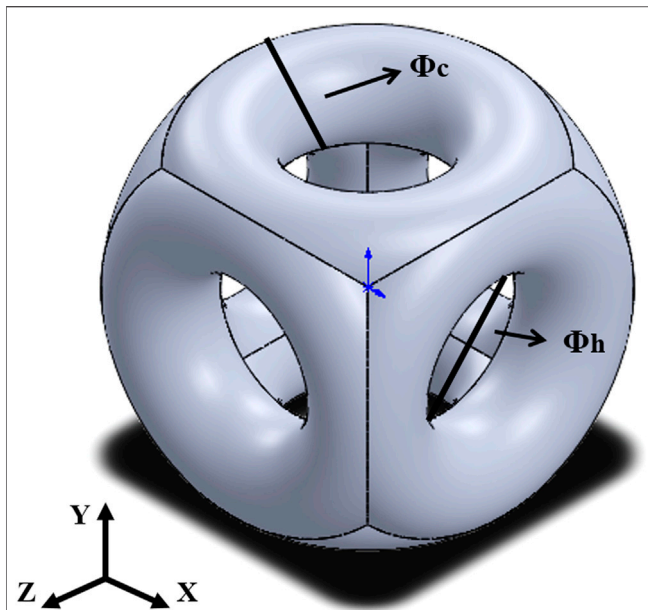


FIGURE 16 | Geometric model of the RS porous structure.

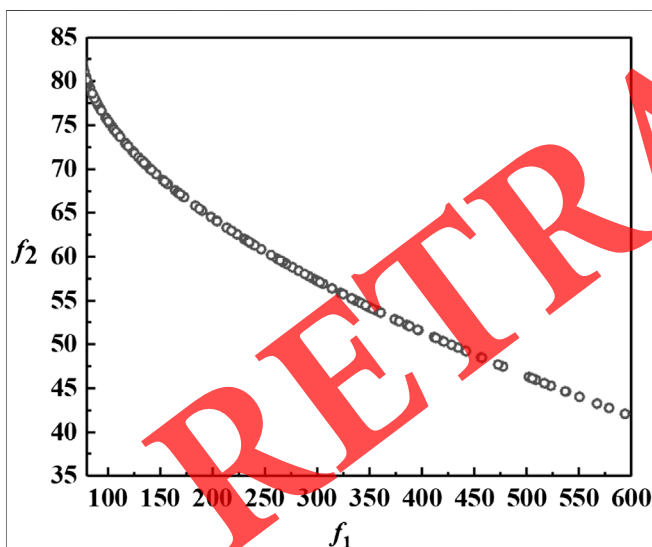


FIGURE 17 | Parameter optimization results of the structure.

swarm. Then, non-dominated sorting and crowding distance are used to construct the send and replace lists. H individuals with previous achievements are transferred to the send list. Also, H individuals with lower achievement are summoned into the replace list from sub-swarms. After advice transformation, all separate sub-swarms are absorbed into one accomplished swarm. At other times, T closest weight vectors of each weight vector B_i are found. Then, P and z^* are updated by the generated offspring. The flowchart is illustrated in Figure 3.

TABLE 3 | Optimized structural parameters of the porous structure.

Parameter	ϕc (mm)	ϕh (mm)	P (%)
Value	0.24	0.52	60
	0.215	0.57	65
	0.195	0.61	70

TEST AND RESULTS

Experimental Setting

Twelve two-objective and three-objective benchmark functions were used to test the performance of MSMOEAD. Quantitative evaluation of the MSMOEAD algorithm was achieved using the performance metric generational distance (GD) (Van Veldhuizen, 1999). GD was used to indicate the distance between PF_{known} and PF_{true} , which is defined as follows:

$$GD = \frac{(\sum_{i=1}^n d_i^p)^{1/p}}{n}, \quad (2)$$

where n is the number of vectors in PF_{known} , $p = 2$, and d represents the Euclidean distance between each one-dimensional vector in the target space and the nearest vector in PF_{true} .

Experiments have been executed with MOEA/D, MOEA/D-M2M, and MOEA/D-DRA. In order to compare all previous algorithms on the same time scale during the evaluation process, for the two-objective problems, the population size (N) was 200. The number of function evaluations (FEs) was 40,000. For the three-objective problems, N was 300. The FEs were 60,000. For the multi-swarm strategy, the whole swarm was divided equally into four parts. Also, the number of exchange of swarms was $K = N * 0.1$.

Performance of MSMOEAD Algorithm

The mean and standard deviation for the test procedure are presented in the statistical analysis, and the best indicator values are highlighted in bold on a gray backdrop, as shown in Table 2. The Wilcoxon rank-sum test (Zitzler et al., 2008) was used to contrast the performance produced by MSMOEAD with other algorithms. The significance threshold was 0.05, and each algorithm was in motion 10 times on each test issue independently. The symbol “+” indicates that MSMOEAD outperformed the compared algorithm, whereas “-” indicates that MSMOEAD was inferior to the compared method. Finally, “=” denotes that the results produced by MSMOEAD and the comparative method are not statistically significant.

After 40,000 and 60,000 FEs, Table 2 shows that the MSMOEAD algorithm outperformed other MOEAs in the GD metric, especially on the two-objective functions. To provide a graphical comparison between the different MOEAs experimented in this study, Figures 4–15 depict the PF achieved for all benchmark functions, where the dots represent the PF found by the algorithms, and the lines represent the true PF of the benchmark function. Since the

optimization of porous structures is a two-objective optimization problem, this section mainly discusses the optimization results of the MSMOEAD algorithm for two-objective benchmark functions.

Figures 4, 6 indicate that MSMOEAD is promising to find a diversified and well-distributed solution set for the two-objective DTLZ1 and DTLZ3 functions. Other MOEAs, on the other hand, only discovered a remote distribution, even though it can effectively archive genuine PF for two-objective DTLZ1 and DTLZ3. Figures 5, 7 show MOEA/D-M2M aftermath poor after-effects on these test functions, and they are about absurd to accomplish true PF, while MSMOEAD accepts abundant potential to access true PF. Figure 8 shows that MSMOEAD has abundant potential to access the previous PF for two-objective DTLZ5.

On two-objective WFG1, WFG2, WFG4, WFG5, WFG7, and WFG9 benchmark functions, when given 40000 and 60000 FEs for all algorithms, the performance of MSMOEAD is better than that of other MOEAs, as shown in Table 2. Figures 9–12, 14, 15 show that MSMOEAD has abundant potential to access the aforementioned PF. Figure 13 shows the final solutions of the one-run concerning the two-objective WFG6 by parallel coordinates. The solutions of MSMOEAD appear to have good coverage over the whole PF. In general, the MSMOEAD algorithm performs well in 12 benchmark functions, and almost all of them can find PF.

APPLICATION FOR POROUS STRUCTURE OPTIMIZATION

Porous Structure Model Construction

The RS porous structure (Hu et al., 2021) was established, and six identical rings were formed around the center, as shown in Figure 16. The structural parameters are defined as follows: ϕ_c is the column diameter of the unit structure, and ϕ_h is the pore size of the unit structure.

The mechanical properties (M) and porosity (P) data on the porous structure obtained by the mechanical stimulation are fit to establish the structural model:

$$M = 398.8912 - 6324.1177 \cdot \phi_c + 3502.6528 \cdot \phi_h + 15425.9233 \cdot \phi_c^2 - 4039.3267 \cdot \phi_h^2 - 1379.3145 \cdot \phi_c \cdot \phi_h, \quad (3)$$

$$P = 102.1848 - 83.876 \cdot \phi_c - 107.3885 \cdot \phi_h - 167.3407 \cdot \phi_c^2 + 125.8378 \cdot \phi_h^2 + 73.2421 \cdot \phi_c \cdot \phi_h. \quad (4)$$

Porous Structure Optimization

The mechanical properties and biological properties of the structure are related to its structural parameters. It is necessary to control the parameters of the structures to make M and P meet the requirements of human bone tissue at the same time. In this study, the MSMOEAD algorithm was applied as the optimizer to find the Pareto optimal solution. The objective

function of the porous structure is to minimize the mechanical properties and biological evaluation indexes:

$$\min f_1 = M, \quad (5)$$

$$\min f_2 = P. \quad (6)$$

Regarding the porous structure pillar diameter, on the one hand, it should be larger than the diameter of the SLM laser spot to improve the forming quality; on the other hand, it should not be too large to avoid the pore diameter being too small. Therefore, the constraints of the structure on the pillar diameter, pore diameter, and the corresponding relationship between them are as follows:

$$0.12 \text{ mm} \leq \phi_c \leq 0.35 \text{ mm}, \quad (7)$$

$$0.30 \text{ mm} \leq \phi_h \leq 0.75 \text{ mm}, \quad (8)$$

$$\phi_h = 1 - 2 \times \phi_c. \quad (9)$$

The results of parameter optimization of the structural model using the MSMOEAD algorithm are shown in Figure 17. According to Figure 17, the performance of structures was affected by both f_1 and f_2 . The structural parameters can be selected according to the requirements of the implants. In order to improve the adaptability of bone implants, the porosity of the porous structure should be 50–80%, and the strength should be 100–250 MPa, according to the requirements of biological and mechanical properties. According to Figure 17, the structure that meets the requirements should be between the AB segments. Regarding optimization results and good manufacturability, the porosity was selected as 60, 65, and 70%. The structural parameters are shown in Table 3.

CONCLUSION

In this study, an improved multi-objective evolutionary algorithm (MSMOEA/D) was developed for porous structural optimization problems. The proposed MSMOEAD algorithm adopts the multi-swarm strategy to improve the exploration ability. In MSMOEAD, the non-dominated sorting approach was employed to find the PF, and the crowding distance was applied to make the diversity better. The test performance of MSMOEAD was validated on 12 constraint two-objective and three-objective benchmark functions and compared with other algorithms, such as MOEA/D, MOEADM2M, and MOEADDRA algorithms in terms of GD performance metric. The results revealed that MSMOEAD outperforms other algorithms, especially on the two-objective benchmark functions. Therefore, it is concluded that the MSMOEAD algorithm is competent in effectively solving two-objective real-world optimization problems. Furthermore, the proposed MSMOEAD algorithm can optimize the intensity and porosity in the constructed RS porous structure model. The optimization model of different porosities can achieve the balance of the mechanical properties and biocompatibility.

DATA AVAILABILITY STATEMENT

The original contributions presented in the study are included in the article/supplementary material; further inquiries can be directed to the corresponding author.

AUTHOR CONTRIBUTIONS

RL and YH conceptualized the topic and scope of the manuscript. RL gathered the data and completed an early draft of this work. HC and ZW expanded the initial draft by adding more data and discussion. HC extended the discussion and presentation of the application of structural optimization. RL and YH provided data, ideas, and feedback.

REFERENCES

- Abate, K. M., Nazir, A., and Jeng, J.-Y. (2021). Design, Optimization, and Selective Laser Melting of Vin Tiles Cellular Structure-Based Hip Implant. *Int. J. Adv. Manuf. Technol.* 112, 2037–2050. doi:10.1007/s00170-020-06323-5
- Bellevue, K. D., Lorenzana, D. J., Klifto, C. S., Richard, M. J., and Ruch, D. S. (2021). Revision Total Elbow Arthroplasty with the Ulnar Component Implanted into the Radius for Management of Large Ulna Defects. *J. Shoulder Elb. Surg.* 30, 913–917. doi:10.1016/j.jse.2020.08.018
- Cao, J., Zhang, J., Zhao, F., and Chen, Z. (2021). A Two-Stage Evolutionary Strategy Based MOEA/D to Multi-Objective Problems. *Expert Syst. Appl.* 185, 115654. doi:10.1016/j.eswa.2021.115654
- Chen, H., Bo, M. L., and Zhu, Y. (2014). Multi-hive Bee Foraging Algorithm for Multi-Objective Optimal Power Flow Considering the Cost, Loss, and Emission. *Int. J. Electr. Power & Energy Syst.* 60, 203–220. doi:10.1016/j.ijepes.2014.02.017
- Cheng, X. Y., Li, S. J., Murr, L. E., Zhang, Z. B., Hao, Y. L., Yang, R., et al. (2012). Compression Deformation Behavior of Ti-6Al-4V Alloy with Cellular Structures Fabricated by Electron Beam Melting. *J. Mech. Behav. Biomed. Mater.* 16, 153–162. doi:10.1016/j.jmbbm.2012.10.005
- Chroua, J., Farhani, F., and Zaafouri, A. (2021). A Modified Multi Swarm Particle Swarm Optimization Algorithm Using an Adaptive Factor Selection Strategy. *Trans. Inst. Meas. Control*, 014233122110295. doi:10.1177/0142331221102959
- Coello, C. A. C., Brambila, S. G., Gamboa, J. F., Tapia, M. G. C., and Castillo, G. (2021). “Multi-Objective Evolutionary Algorithms: Past, Present, and Future,” in *Black Box Optimization, Machine Learning, and No-free Lunch Theorems* (Mexico City, Mexico: Springer), 137–162. doi:10.1007/978-3-030-66515-9_5
- Hu, Y., Chen, H., Liang, X., Jia, M., and Lei, J. (2021). Microstructure and Biomechanical Properties in Selective Laser Melting of Porous Metal Implants. *3D Print. Addit. Manuf.* doi:10.1089/3dp.2021.0150
- Karagoz, G. N., Yazici, A., Dokeroglu, T., and Cosar, A. (2020). A New Framework of Multi-Objective Evolutionary Algorithms for Feature Selection and Multi-Label Classification of Video Data. *Int. J. Mach. Learn. Cyber.* 12, 53–71. doi:10.1007/s13042-020-01156-w
- Kelly, C. N., Wang, T., Crowley, J., Wills, D., Pelletier, M. H., Westrick, E. R., et al. (2021). High-strength, Porous Additively Manufactured Implants with Optimized Mechanical Osseointegration. *Biomaterials* 279, 121206. doi:10.1016/j.biomaterials.2021.121206
- Kumar, A., Wu, G., Ali, M. Z., Luo, Q., Mallipeddi, R., Suganthan, P. N., et al. (2021). A Benchmark-Suite of Real-World Constrained Multi-Objective Optimization Problems and Some Baseline Results. *Swarm Evol. Comput.* 67, 100961. doi:10.1016/j.swevo.2021.100961
- Li, H., and Zhang, Q. (2009). Multiobjective Optimization Problems with Complicated Pareto Sets, MOEA/D and NSGA-II. *IEEE Trans. Evol. Comput.* 13, 284–302. doi:10.1109/TEVC.2008.925798
- Liu, H.-L., Gu, F., and Zhang, Q. (2014). Decomposition of a Multiobjective Optimization Problem into a Number of Simple Multiobjective Subproblems. *IEEE Trans. Evol. Comput.* 18, 450–455. doi:10.1109/TEVC.2013.2281533
- Ma, L., Cheng, S., and Shi, Y. (2021a). Enhancing Learning Efficiency of Brain Storm Optimization via Orthogonal Learning Design. *IEEE Trans. Syst. Man. Cybern. Syst.* 51, 6723–6742. doi:10.1109/TSMC.2020.2963943
- Ma, L., Huang, M., Yang, S., Wang, R., and Wang, X. (2021b). “An Adaptive Localized Decision Variable Analysis Approach to Large-Scale Multiobjective and Many-Objective Optimization,” in *IEEE Trans. Cybern. (IEEE)*, 1–13. doi:10.1109/TCYB.2020.3041212
- Ma, L., Li, N., Guo, Y., Wang, X., Yang, S., Huang, M., et al. (2021c). “Learning to Optimize: Reference Vector Reinforcement Learning Adaption to Constrained Many-Objective Optimization of Industrial Copper Burdening System,” in *IEEE Trans. Cybern. (IEEE)*, 1–14. doi:10.1109/TCYB.2021.3086501
- Ma, L., Wang, X., Huang, M., Lin, Z., Tian, L., and Chen, H. (2019). Two-Level Master-Slave RFID Networks Planning via Hybrid Multiobjective Artificial Bee Colony Optimizer. *IEEE Trans. Syst. Man. Cybern. Syst.* 49, 861–880. doi:10.1109/TSMC.2017.2723483
- Ma, L., Wang, X., Wang, X., Wang, L., Shi, Y., and Huang, M. (2021d). “TCDA: Truthful Combinatorial Double Auctions for Mobile Edge Computing in Industrial Internet of Things,” in *IEEE Trans. on Mobile Comput (IEEE)*, 1. doi:10.1109/TMC.2021.3064314
- Nazir, A., Abate, K. M., Kumar, A., and Jeng, J.-Y. (2019). A State-Of-The-Art Review on Types, Design, Optimization, and Additive Manufacturing of Cellular Structures. *Int. J. Adv. Manuf. Technol.* 104, 3489–3510. doi:10.1007/s00170-019-04085-3
- Peng, W.-M., Cheng, K.-J., Liu, Y.-F., Nizza, M., Baur, D. A., Jiang, X.-F., et al. (2021). Biomechanical and Mechanostat Analysis of a Titanium Layered Porous Implant for Mandibular Reconstruction: The Effect of the Topology Optimization Design. *Mater. Sci. Eng. C* 124, 112056. doi:10.1016/j.msec.2021.112056
- Renders, G. A. P., Mulder, L., van Ruijven, L. J., and van Eijden, T. M. G. J. (2007). Porosity of Human Mandibular Condylar Bone. *J. Anat.* 210, 239–248. doi:10.1111/j.1469-7580.2007.00693.x
- Rodriguez-Contreras, A., Punset, M., Calero, J. A., Gil, F. J., Ruperez, E., and Manero, J. M. (2021). Powder Metallurgy with Space Holder for Porous Titanium Implants: A Review. *J. Mater. Sci. Technol.* 76, 129–149. doi:10.1016/j.jmst.2020.11.005
- Song, K., Wang, Z., Lan, J., and Ma, S. (2021). Porous Structure Design and Mechanical Behavior Analysis Based on TPMS for Customized Root Analogue Implant. *J. Mech. Behav. Biomed. Mater.* 115, 104222. doi:10.1016/j.jmbbm.2020.104222
- Van Veldhuizen, D. A. (1999). *Multiobjective Evolutionary Algorithms: Classifications, Analyses, and New Innovations*. Ohio, United States: Air Force Institute of Technology.
- Wang, G., Li, X., Gao, L., and Li, P. (2021). Energy-efficient Distributed Heterogeneous Welding Flow Shop Scheduling Problem Using a Modified

- MOEA/D. *Swarm Evol. Comput.* 62, 100858. doi:10.1016/j.swevo.2021.100858
- Wang, T.-H., Wu, H.-C., Meng, J.-H., and Yan, W.-M. (2020). Optimization of a Double-Layered Microchannel Heat Sink with Semi-porous-ribs by Multi-Objective Genetic Algorithm. *Int. J. Heat Mass Transf.* 149, 119217. doi:10.1016/j.ijheatmasstransfer.2019.119217
- Wang, W., Dai, S., Zhao, W., and Wang, C. (2022). Multi-objective Optimization of Hexahedral Pyramid Crash Box Using MOEA/D-DAE Algorithm. *Appl. Soft Comput.* 118, 108481. doi:10.1016/j.asoc.2022.108481
- Wang, Z., Wang, C., Li, C., Qin, Y., Zhong, L., Chen, B., et al. (2017). Analysis of Factors Influencing Bone Ingrowth into Three-Dimensional Printed Porous Metal Scaffolds: A Review. *J. Alloys Compd.* 717, 271–285. doi:10.1016/j.jallcom.2017.05.079
- Xing, Y., Hu, M., Zeng, H., and Wang, Y. (2015). Fixture Layout Optimisation Based on a Non-domination Sorting Social Radiation Algorithm for Auto-Body Parts. *Int. J. Prod. Res.* 53, 3475–3490. doi:10.1080/00207543.2014.1003662
- Zhang, Q., and Li, H. (2007). MOEA/D: A Multiobjective Evolutionary Algorithm Based on Decomposition. *IEEE Trans. Evol. Comput.* 11, 712–731. doi:10.1109/TEVC.2007.892759
- Zhang, Q., Liu, W., and Li, H. (2009). “The Performance of a New Version of MOEA/D on CEC09 Unconstrained MOP Test Instances,” in 2009 IEEE Congress on Evolutionary Computation, Trondheim, Norway, 18–21 May 2009 (IEEE), 203–208. doi:10.1109/CEC.2009.4982949
- Zitzler, E., Knowles, J., and Thiele, L. (2008). Quality Assessment of Pareto Set Approximations. *Multiobjective Optim.* 5252, 373–404. doi:10.1007/978-3-540-88908-3_14
- Conflict of Interest:** The authors declare that the research was conducted in the absence of any commercial or financial relationships that could be construed as a potential conflict of interest.
- Publisher’s Note:** All claims expressed in this article are solely those of the authors and do not necessarily represent those of their affiliated organizations, or those of the publisher, the editors, and the reviewers. Any product that may be evaluated in this article, or claim that may be made by its manufacturer, is not guaranteed or endorsed by the publisher.
- Copyright © 2022 Liu, Chen, Wang and Hu. This is an open-access article distributed under the terms of the Creative Commons Attribution License (CC BY). The use, distribution or reproduction in other forums is permitted, provided the original author(s) and the copyright owner(s) are credited and that the original publication in this journal is cited, in accordance with accepted academic practice. No use, distribution or reproduction is permitted which does not comply with these terms.

RETRACTED